

Bute and Cowal Area Scorecard FQ4 2018/19



B&C Area Scorecard 2018-19

FQ4 18/19

'Making Argyll and Bute a place people choose to live, learn, work and do business'

Corporate Outcome - People live active, healthier and independent lives

Number of affordable social sector new builds - B&C
Actual 16
Target 16

PR26_01-Number of new affordable homes completed per annum.
Actual 45
Target 45
Benchmark 80

Corporate Outcome - People live in safer and stronger communities

Car Parking income to date - B&C
Actual £ 87,188
Target £ 76,905

Car Parking income to date - A&B
Actual £ 950,084
Target £ 997,076

B&C - Number of Parking Penalty Notices Issued
Actual 161

A&B - Number of Parking Penalty Notices Issued
Actual 1,479

Dog fouling - total number of complaints B&C
Actual 5

Dog fouling - total number of complaints A&B
Actual 9
Target 26

LEAMS - B&C Bute
Actual 90
Target 73

LEAMS - Argyll and Bute monthly average
Actual 83

LEAMS - B&C Cowal
Actual 81
Target 73

Corporate Outcome - The economy is diverse and thriving

Householder Planning Apps: Ave no of Weeks to Determine - B&C
Actual 6.8 Wks
Target 8.0 Wks
Benchmark 7.2 Wks

Householder Planning Apps: Ave no of Weeks to Determine - ABC
Actual 7.2 Wks
Target 8.0 Wks
Benchmark

% of Pre-Application enquiries processed within 20 working days - B&C
Actual 94.1 %
Target 75.0 %
Benchmark 56.7 %

% of Pre-application enquiries processed within 20 working days - A&B
Actual 56.7 %
Target 75.0 %

Corporate Outcome - Education, skills and training maximises opportunities for all

HMIE positive Secondary School Evaluations - B&C
Actual 0 %
Target 0 %

Percentage of pupils with positive destinations - A&B
Actual 94.7 %
Target 92.0 %

Corporate Outcome - We have infrastructure that supports sustainable growth

Total number of Complaints regarding Waste Collection - B&C Bute
Actual 0

Total number of Complaints regarding Waste Collection - A&B
Actual 13

Total number of Complaints regarding Waste Collection - B&C Cowal
Actual 1

Shanks - Percentage of Waste Recycled, Composted & Recovered
Actual 50.2 %

Islands - Percentage of Waste Recycled, Composted & Recovered
Actual 48.3 %

RA24_02-Percentage of waste recycled, composted and recovered.
Actual 50.2 %
Target 40.0 %
Benchmark 42.0 %

H&L - Percentage of Waste Recycled, Composted & Recovered
Actual 50.9 %

Street lighting - B&C percentage of faults repaired within 10 days
Actual 87 %
Target 75 %

RA14_05-Percentage of street lighting repairs completed within 10 days
Actual 70 %
Target 75 %

Making It Happen

B&C Teacher Absence
Actual 2.29 Days
Target 1.50 Days

A&B Teacher Absence
Actual 2.15 Days
Target 1.50 Days

B&C LGE Only
Actual 4.34 Days
Target 2.36 Days

A&B LGE Staff Summary - Combined Office & Non Office
Actual 3.76 Days
Target 2.36 Days



B&C Area Scorecard 2018-19

FQ4 18/19

'Making Argyll and Bute a place people choose to live, learn, work and do business'

Corporate Outcome - People live active, healthier and independent lives

Number of affordable social sector
new builds - B&C

Actual	16	🟢
Target	16	⬆️

PR26_01-Number of new affordable homes completed per annum.	Actual	45	🟢 ⬇️
	Target	45	
	Benchmark	80	

'Making Argyll and Bute a place people choose to live, learn, work and do business'

Corporate Outcome - People live in safer and stronger communities

Car Parking income to date - Actual £ 87,188 **G**
B&C Target £ 76,905 **↑**

Dog fouling - total number of Actual 24 **G**
complaints B&C **↑**

LEAMS - B&C Bute Actual 88 **G**
Monthly Data September 2018 **↓**

LEAMS - B&C Cowal Actual 72 **R**
Monthly Data September 2018 **↓**

B&C - Number of Parking Actual 161 **↓**
Penalty Notices Issued

Car Parking income to date - Actual £ 950,084 **R**
A&B Target £ 997,076 **↑**

Dog fouling - total number of Actual 78 **G**
complaints A&B **↓**

LEAMS - Argyll and Bute Actual 78 **G**
monthly average **↓**

A&B - Number of Parking Actual 1,479 **↑**
Penalty Notices Issued







B&C Area Scorecard 2018-19



FQ4 18/19



'Making Argyll and Bute a place people choose to live, learn, work and do business'

Corporate Outcome - The economy is diverse and thriving

Householder Planning Apps: Actual 6.8 Wks 
Ave no of Weeks to Determine Target 8.0 Wks 
- B&C Benchmark 7.2 Wks

% of Pre-Application enquiries Actual 94.1 % 
processed within 20 working Target 75.0 % 
days - B&C

Householder Planning Apps: Actual 7.2 Wks 
Ave no of Weeks to Determine - ABC Target 8.0 Wks 
Benchmark

% of Pre-application Actual 56.7 % 
enquiries processed within Target 75.0 % 
20 working days - A&B



B&C Area Scorecard 2018-19

FQ4 18/19

'Making Argyll and Bute a place people choose to live, learn, work and do business'

Corporate Outcome - Education, skills and training maximises opportunities for all

HMIE positive Secondary
School Evaluations - B&C

Actual	0 %	
Target	0 %	

Percentage of pupils with
positive destinations - A&B

Actual	94.7 %	
Target	92.0 %	

'Making Argyll and Bute a place people choose to live, learn, work and do business'

Corporate Outcome - We have infrastructure that supports sustainable growth

Total number of Complaints regarding Waste Collection - B&C Bute

Actual	0	↑
--------	---	---

Total number of Complaints regarding Waste Collection - B&C Cowal

Actual	1	↑
--------	---	---

Total number of Complaints regarding Waste Collection - A&B

Actual	13	↑
--------	----	---

Shanks - Percentage of Waste Recycled, Composted & Recovered

Actual	50.2 %	↑
--------	--------	---

Islands - Percentage of Waste Recycled, Composted & Recovered

Actual	48.3 %	↑
--------	--------	---

H&L - Percentage of Waste Recycled, Composted & Recovered

Actual	50.9 %	↓
--------	--------	---

RA24_02-Percentage of waste recycled, composted and recovered.

Actual	50.2 %	⬆
Target	40.0 %	
Benchmark	42.0 %	↑

Street lighting - B&C percentage of faults repaired within 10 days

Actual	87 %	⬆
Target	75 %	↑

RA14_05-Percentage of street lighting repairs completed within 10 days

Actual	70 %	⬆
Target	75 %	↑



B&C Area Scorecard 2018-19

FQ4 18/19

'Making Argyll and Bute a place people choose to live, learn, work and do business'

Making It Happen

B&C Teacher Absence	Actual	2.29 Days	R
	Target	1.50 Days	↓

B&C LGE Only	Actual	4.34 Days	R
	Target	2.36 Days	↑

A&B Teacher Absence	Actual	2.15 Days	R
	Target	1.50 Days	↓

A&B LGE Staff Summary - Combined Office & Non Office	Actual	3.76 Days	R
	Target	2.36 Days	↓